

LEAB

by Micropower Group



POWAIRBOX II:
*SIMPLY. ALWAYS.
OPERATIONAL.*



TS PRO:
DC-DC CHARGER

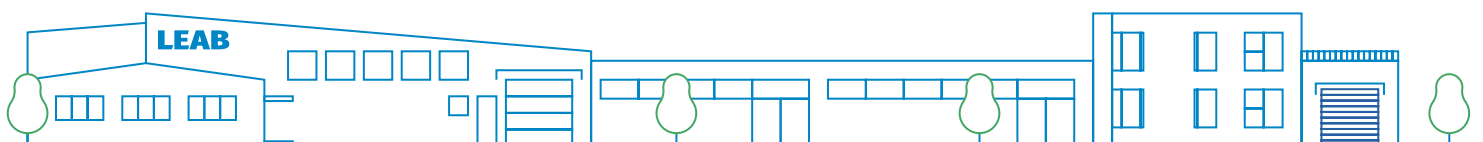


ENERGY UNIT WITH XBU:
INDEPENDENT POWER SUPPLY

Our solutions for mobile power supply

INPUT // CHARGE // STORE // SUPPLY

Whether it's emergency, special, recreational or commercial vehicles: mobile power supply must always be reliable and keep pace with the dynamic developments in the automotive industry. That's what we work on every day. With our innovative products, we ensure that original equipment manufacturers, vehicle fitters and professional users have the right energy available at all times.



SOLUTIONS

Straightforward and efficient answers to complex mobile power supply requirements. _____ 6

PRODUCTS

High-quality and innovative – for mobile power supply in emergency, special, recreational and commercial vehicles.

Chargers	Capacity extension of the LPS II _____	28
On-board chargers _____	Energy Unit with XBU _____	30
Workshop chargers _____	unity _____	32
Inverters _____	DC-DC converter _____	34
Combination units _____	Relays _____	36
Charge boosters _____	On-board power distributors _____	39
Battery solutions	Generators _____	40
Lithium battery G4 _____	Plugs and sockets (supply units) _____	42
Lithium Power Supply II (LPS II) _____		26

SERVICES

Our experts are at work for you – with services small and large. _____ 44

KNOWLEDGE

Key information on power supply at a glance. _____ 46

OUR EXPERTISE

As part of the Micropower Group, we combine our strengths in a powerful partnership. Our portfolio ranges from high-performance chargers and smart power supplies to robust battery systems for emergency, special-purpose, and commercial vehicles.

The result: Tailored solutions for your specific applications, backed by long-term customer service and expert technical support. We provide mobile power solutions that deliver today and set new benchmarks for tomorrow.

CERTIFICATION

Consistent and borne out of conviction: ISO 9001 and ISO 14001 seamlessly integrated since 2006

OUR CLAIM

- // In-house development department
- // In-house production
- // National and international distribution

OUR RESPONSIBILITY

Climate-neutral company

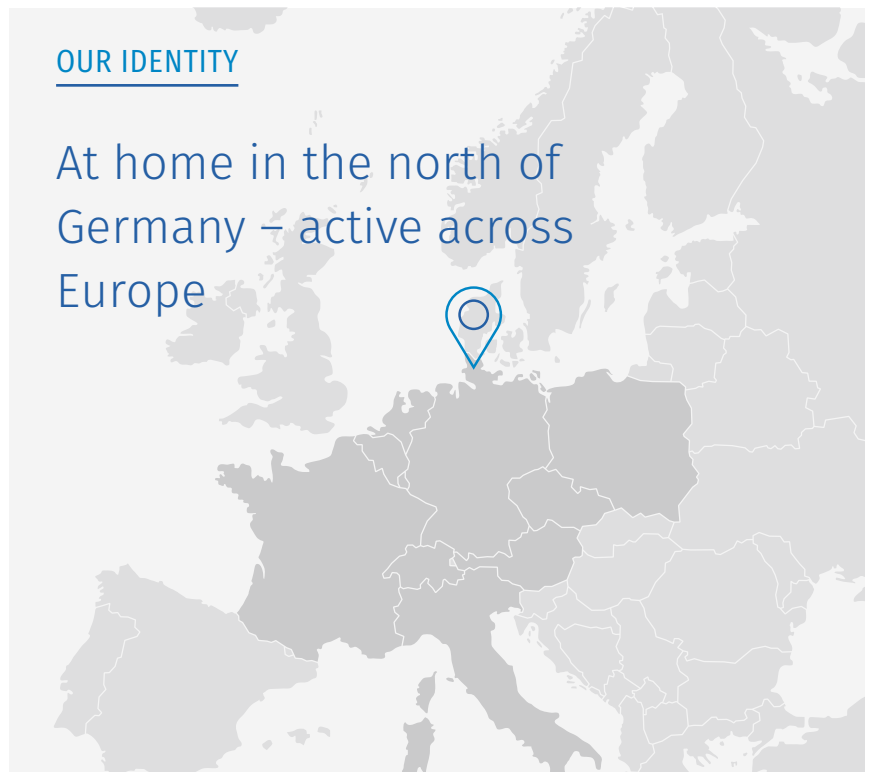
- // Climate neutral through offsetting
- // Long-term reduction of emissions through solar energy, bicycle leasing, e-mobility and much more



ClimatePartner
certified company
climate-id.com/7CEGX7

OUR IDENTITY

At home in the north of Germany – active across Europe





OUR GOALS

Focused on four core markets

// BOS

- Police
- Customs
- Constitutional protection
- Technical relief agency
- Fire fighting services
- Rescue services
- Disaster management

// Service

- Councils
- Workshops
- Pipe and sewer construction
- Vehicle equipment
- Mobile workshops
- Test vehicles

// Transport

- Passenger transport
- Goods transport

// Recreation

- Motorhomes

EXTENSIVE B2B ONLINE SHOP

www.leab.eu

SOLUTIONS FOR YOUR BUSINESS

More than the sum of the parts

In mobile power supply, complex challenges arise time and again. Many products have to be carefully adjusted to each other in order to achieve a functioning system. Reliability and practicality can only be ensured by targeted system solutions – built on years of experience, in-depth expertise, and a constant drive for pioneering innovation.

For our customers, this means that you receive tried-and-tested solutions that we of course adapt to your individual needs. To this end, we assemble systems from various high-quality components. These interlock optimally, making your work easier.



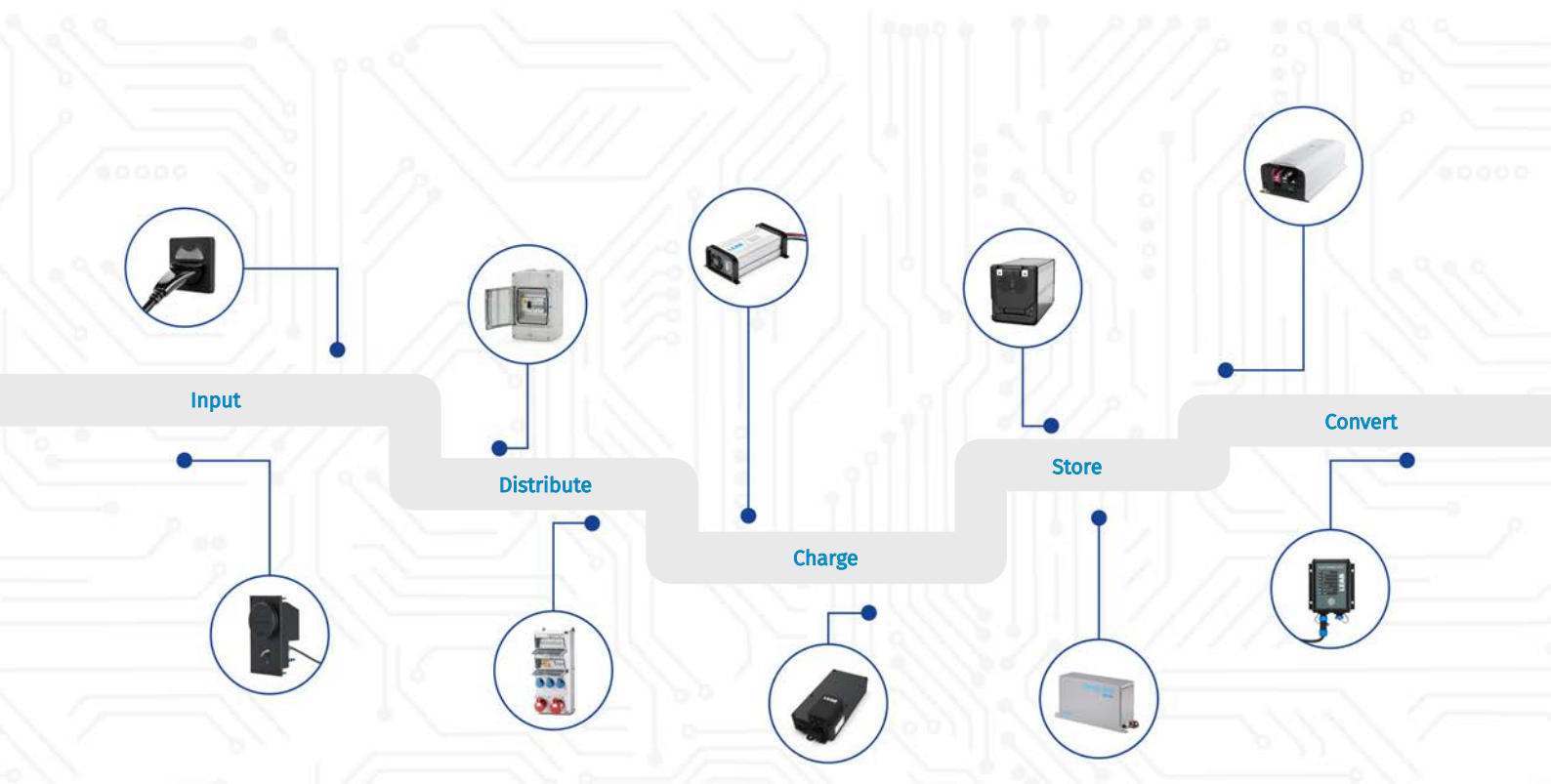
SYSTEMATIC SOUND ADVICE



For personal advice on our system solutions, please contact us at:

+49 4621 97860-110

anfrage@leab.eu



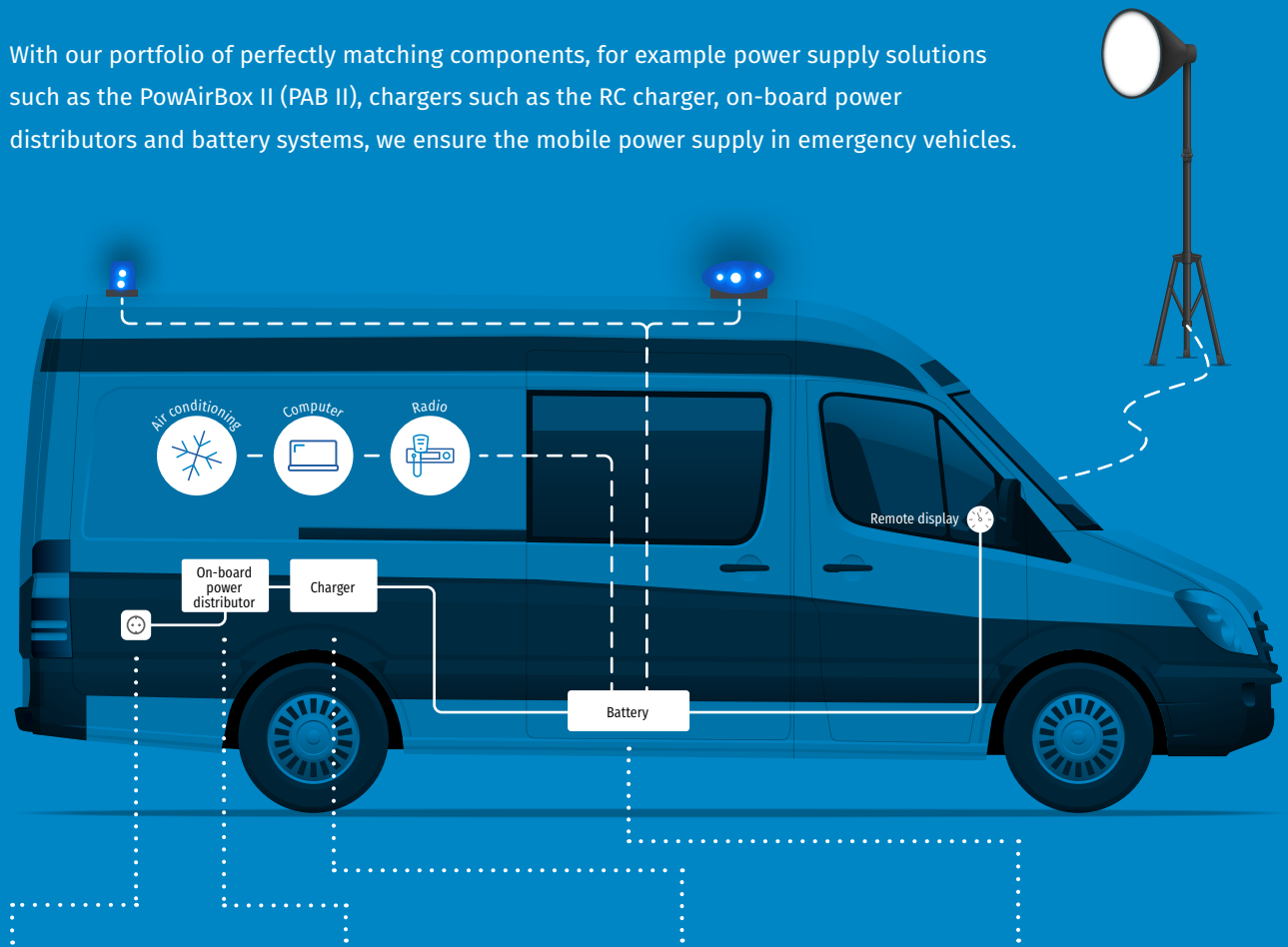


BOS: ALWAYS OPERATIONAL

Power supply in the emergency vehicle

Modern emergency vehicles are inconceivable without their own source of energy. Additional consumers such as lighting masts, hydraulic rescue equipment and compressors make them powerful and ensure that a wide variety of tasks can be completed on a mobile basis – but this requires energy. And this energy must be as quickly operational and reliable as the vehicles and their crews themselves.

With our portfolio of perfectly matching components, for example power supply solutions such as the PowAirBox II (PAB II), chargers such as the RC charger, on-board power distributors and battery systems, we ensure the mobile power supply in emergency vehicles.



FEED IN

Our PowAirBox II enables the supply of electricity and compressed air. So that emergency vehicles are always ready to go.

→ Read more on page 42

DISTRIBUTE

The on-board power distributor safely distributes the singlephase AC voltage to the charger.

→ Read more on page 39

CHARGE

Powerful, protective and robust: we offer chargers for all lead and lithium batteries and every application.

→ Read more on page 10

STORE

Our batteries are powerful, compact and reliable.

→ Read more on page 26



SERVICE INDUSTRY: POWER FOR THE ENTIRE WORKING DAY

Mobile power supply in service vehicles

We offer high-performance solutions for the service industry to provide electrical power for an entire working day on the road – reliably and safely with the right voltage and capacity for the respective application. The absence of generators for on-site power generation enables emission-free working, which not only creates better working conditions, but also ensures a positive image on the market. And if you consider the TCO (Total Cost of Ownership), the investment in a battery-based solution pays for itself after just a few weeks.



Angle grinder **1:40** hours



Welding machine **50** minutes

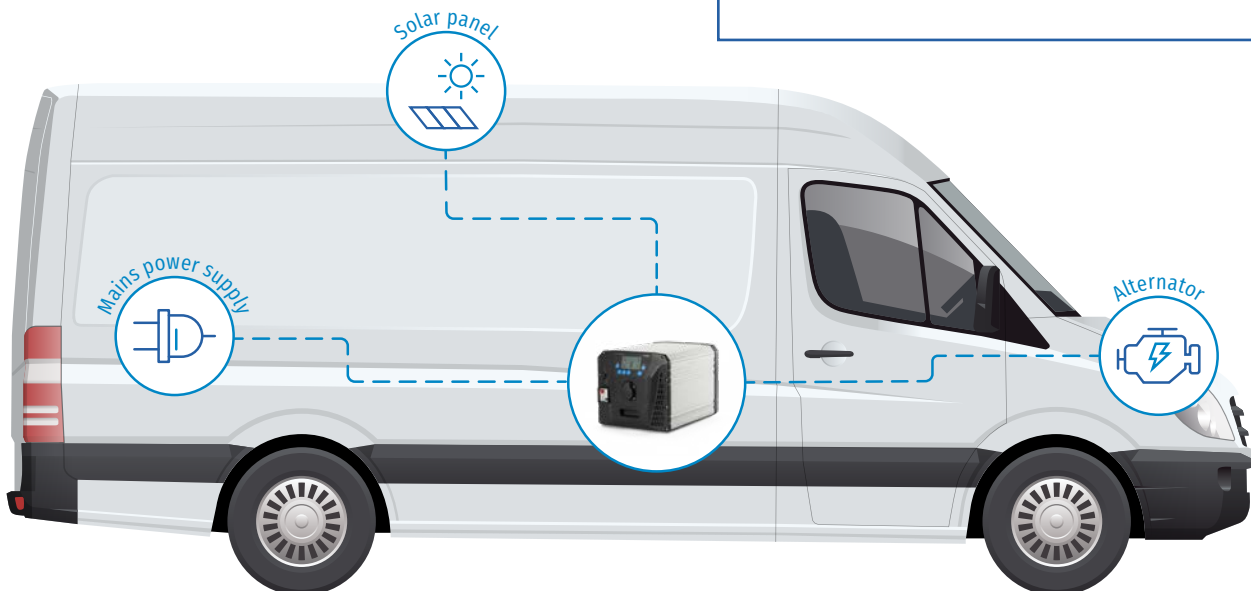


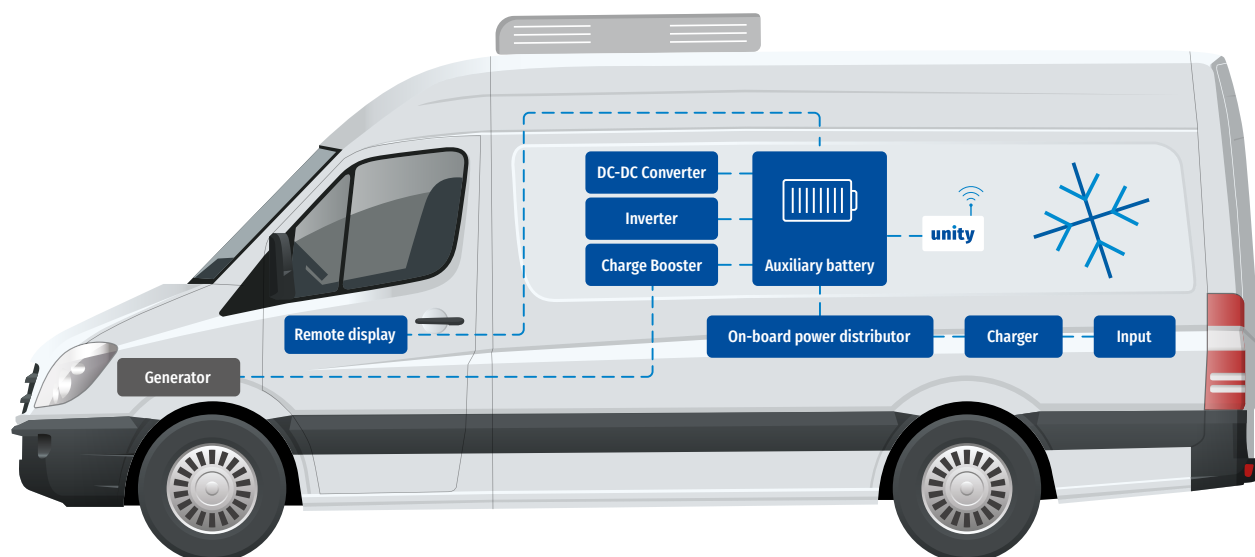
Device battery **50** charges



Jigsaw **3:15** hours

These are approximate specifications for exemplary devices. The information relates to the LPS II 3000 model





TRANSPORTATION INDUSTRY: MAXIMUM RANGE WITH EPTO



Power supply for vehicles in the transportation industry

Electrical motors rather than diesel engines: the electrical energy supply of vehicles has long since ceased to be limited to their drive systems, but also includes the operation of all additional consumers. Our ePTO systems provide reliable and locally emission-free power for this purpose – customised for the most diverse requirements of the transport industry, whether for long-distance transport or last-mile delivery operations. We enable a mobile, uninterrupted power supply for systems with high energy requirements, even in fully electric vehicles such as refrigerated lorries.



STAY COOL



Power supply in temperature-controlled transport

Fresh food logistics companies, medicine transporters and deep-freeze suppliers know the problem: every engine stop brings the active cooling system to a partial or complete standstill. Frequent opening of the load compartment doors has a visible effect on the temperature recorder. The only solution is a self-sufficient power supply – such as our Energy Unit.

On-board chargers

In most cases, a second battery is charged via an external 230 volt feed. This household voltage is fed through the body of the vehicle via a plug-in device into the on-board charger, where it is converted into a 12, 24 or 48 volt supply.

Depending on the type of auxiliary battery (e.g. lead-acid AGM or lithium-ion), different charging characteristics are required to charge the batteries as gently as possible.

WHY ON-BOARD CHARGERS?

Permanently installed chargers in vehicles have several key advantages over classic external installations in the vehicle depot.

No loss of voltage: Long cable runs, for example by installing the charger under the hall ceiling and/or using a spiral cable, result in high cable resistance and hence to a voltage drop between the charger and the battery. Poor charging, sulphation and ultimately premature battery failure are the result. On-board chargers, on the other hand, can be installed near the battery, avoiding this problem.

Greater performance: DC plug connections are often only approved up to 16 amps. A 230 V feed can transmit almost 10 times the power at 16 amps compared with 24 V, so that even powerful chargers in the vehicle can be easily supplied.

Gentler charging: The charger in the vehicle can be precisely matched to the battery to be charged, taking into account the battery type, capacity and any additional consumers. This ensures that the battery is charged in the best possible way and that its service life is maximised.



ABC

On-board charger for professional use with adjustable charging characteristic curve.

The ABC series chargers cover a battery voltage range from 12 V to 48 V and provide charging currents from 15 A to 100 A. Battery charging is fully automatic and microprocessor-monitored with a selectable charging characteristic. This guarantees optimum and gentle charging. In addition to the standard configurations, some units are available in protection class II.

- // For all types of lead batteries
- // Also available in protection class II
- // Choice of 15 charging characteristics



ON-BOARD CHARGER // CHAMP

Champ

Small, compact and waterproof charger for universal use.

These all-rounders can be used in all 12 volt and 24 volt vehicle power circuits with lead batteries. They are suitable for charging and trickle charging auxiliary batteries. They are available with different charging plugs (e.g. MagCode) or ring terminals.

// Compact design

// Waterproof: IP67 rating

// Robust: Metal housing

// Available for all lead-acid battery types



ON-BOARD CHARGER // CHAMP PRO

Champ Pro

Small, compact and waterproof charger with adjustable charging characteristic and power supply function.

The Champ Pro chargers are extremely robust on-board chargers for the special vehicle sector. Thanks to their robust design with a sturdy metal housing and a fully encapsulated circuit board, all units in the series are waterproof and dustproof to IP67.

These all-rounders can be used in all 12 volt and 24 volt vehicle power circuits with lead batteries. They are suitable for charging and trickle charging auxiliary batteries. They are also available on request with pluggable DC cables or ring cable lugs with an integrated temperature sensor.

// Compact design

// Waterproof: IP67 rating

// Robust: Metal housing

// Available for all lead-acid battery types

HIGHLY EFFICIENT AND COMPACT ON-BOARD CHARGER

RC-Series

Maximum performance in a compact size – the on-board battery charger for the highest demands. The RC series impresses with its extremely compact, robust design and the highest level of efficiency in its class. The ideal solution for ambitious applications – optimised for lead-acid and lithium batteries. The integrated CAN bus communication ensures seamless system integration and intelligent control.

Highlights at a glance

- // For lead and lithium batteries
- // Compact and robust: low volume and weight, IP67 for dust and water protection
- // Configuration, control and remote display via CAN
- // FireCAN integration for emergency vehicles
- // High level of efficiency of 96 %
- // Wide input range from 110 V ... 230 V
- // Waterproof AC and DC connectors

INTERESTED?



Our technical sales team will be happy to provide you with product advice..

+49 4621 97860-110 // anfrage@leab.eu



Technical Details → Page 17



CPC

Modern charger with adjustable charging characteristic and pluggable leads

The robust and rubberised mounting rim allows for both secure, vibration-free and particularly easy attachment in the vehicle and, when used as a portable charger, laying down of the unit without the risk of damaging sensitive vehicle surfaces. Installation is also made much easier addition by a Neutrik connector and highly flexible Twinflex charging cables.

// Choice of 16 charging characteristics

// Robust metal housing

// Short circuit proof

// Neutrik plug



RBC

Particularly robust and powerful charger with CAN bus connection.

The special feature of the RBCs is their CAN communication. This means that, in addition to the regular charging of wet, lead and gel batteries, lithium-ion batteries can also be charged automatically. For particularly gentle charging of all battery types, a temperature and voltage sensor can also be connected.

// Particularly robust design
(IP54 or IP66)

// CAN bus connection

// High power (up to 3 kW)

DC-DC CHARGER

TS Pro

Flexibility and reliability compliant with DIN 14679:2024-02

Our new DC-DC charger TS Pro has been specially designed for the needs of fire brigades. The DC-DC charger TS Pro can be used in both 12 V and 24 V vehicle electrical systems to recharge the starter batteries of generators or portable pumps.

With five charging characteristics for all battery types and the option of measuring the temperature directly at the battery plus an additional power supply mode (AC adapter function), the TS Pro sets new standards in the area of charging technology.

- // **Charger for starter batteries of generators and portable pumps**
- // **The only DC-DC charger that complies with DIN 14679:2024-02**
- // **One device for all types of batteries**
- // **Power supply mode**
- // **Automatic detection of the input voltage**
- // **E-approval mark (ECE R10)**



	TS Pro
Input voltage	12 V / 24 V
Switch-off voltage	< 12.5 V (< 25 V)
Switch-on voltage	> 13 V (26 V)
Output voltage (DC), nominal	12 V
Output voltage (when charging)	10 V ... 15 V (short-circuit proof)
Output voltage (Power Supply)	12 V (short-circuit proof)
Output current (DC), nominal	5 A
Type of battery	Standard, EFB, AGM, Gel, Lithium
Battery capacity	10 Ah ... 50 Ah
International Protection (IP rating)	IP65
Current draw	8 A (12 V for a short time at low input voltage)
Dimensions (L x W x H)	115 x 101 x 36 mm

On-board chargers



	ABC	Champ	Champ Pro
Battery type	Lead acid (wet, gel, AGM)	Lead acid (wet, gel, AGM)	Lead acid (wet, gel, AGM)
Battery voltage	12 V / 24 V / 48 V*	12 V / 24 V*	12 V / 24 V*
Recom. battery capacity	50 Ah ... 1.000 Ah	55 Ah ... 170 Ah	40 Ah ... 300 Ah
Charging characteristics	Choice of 15	preprogrammed	Choice of 4
Charging current	15 A ... 100 A	7 A ... 17 A	12 A ... 30 A
Input voltage	230 V	230 V / 115 V*	230 V
Operating display	LED	LED	LED
Power supply unit function	Yes	No	Yes
Protection class	I (II optional)	I	I
IP rating	IP21	IP67	IP67
Dimensions (L × W × H)	220 mm × 112 mm × 73 mm* 265 mm × 135 mm × 85 mm*	155 mm × 80 mm × 43 mm* 192 mm × 98 mm × 47 mm*	195 mm × 98 mm × 47 mm
Weight	1.5 kg / 2.6 kg*	0.8 kg / 1.4 kg*	1.5 kg
Optional	Voltage sensor Temperature sensor Remote display Switching contact (CBL)		
Fulfils DIN 14679:2024-02	Yes	Yes (exc. for sign. output)	Yes (exc. for sign. output)



CPC	RBC	RC
Lead acid (wet, gel, AGM)	Lead acid (wet, gel, AGM), Lithium	Lead acid (wet, gel, AGM), Lithium
12 V / 24 V*	12 V / 24 V / 48 V*	12 V / 24 V / 48 V
50 Ah ... 300 Ah	50 Ah ... 800 Ah	50 Ah ... 300 Ah
Choice of 15	Choice of 30 / CAN-controlled	CAN-controlled
15 A ... 60 A	40 A ... 105 A	30 A
230 V	230 V	115 V ... 230 V
LED	LED	LED
Yes	Yes	Yes
I	I	I
IP21	IP54 / IP66*	IP67
264 mm × 127 mm × 86 mm	367 mm × 230 mm × 83 mm* 389 mm × 225 mm × 108 mm*	275 mm × 122 mm × 70 mm
1.5 kg	4.9 kg / 6.7 kg / 7.9 kg*	3 kg
Voltage sensor	Voltage sensor	Voltage sensor
Temperature sensor	Temperature sensor	Temperature sensor
Remote display	CAN communication	CAN communication
Switching contact (CBL)	Switching contact (CBL)	Switching contact (CBL)
		FireCAN communication
		Remote display
Yes	Yes	Yes

TALKING: CHOOSING THE RIGHT CHARGER

To charge your batteries optimally, the charging current should be between 10% and 30% of the capacity. For a battery with a capacity of 100 Ah, the following therefore applies: 10 A to 30 A charging current. If additional consumers need to be supplied during the charging process, the demand increases accordingly.

* depending on model

Workshop chargers

The peak charging current is up to 100 amps (for the PWC 12-100). The intelligent and microprocessor-supported IUoU charging characteristic ensures that the battery is charged gently and effectively.

The charging characteristic of our PWC workshop chargers can be adjusted for all battery types, which means that the connected battery is charged extremely gently and effectively. Another feature of our PWC workshop chargers is that batteries can also be permanently supplied with constant voltage through the power supply function. This is useful, for example, when programming control units to prevent the battery from discharging and therefore aborting during the process. In addition, the battery's charge status is displayed via an LED and can thus be monitored at all times.

TALKING

Service in modern vehicles

In order to maintain the vehicle's settings and not discharge batteries, modern vehicles rely on powerful chargers and power supplies during servicing (e.g. when updating the control unit or changing batteries). The PWC charger combines both in one device and provides sufficient voltage and current during operation.

TALKING

Charging characteristics

Not all chargers are the same – in order to be able to charge batteries gently and exactly according to the manufacturer's specifications, it is important that the charging program can be individually adapted to the battery to be charged. LEAB chargers have IUoU characteristics for all common battery types and are also suitable for permanent trickle charging of batteries.

ABC series chargers, for example, have 15 different characteristic curves, which allows the devices to be very finely adjusted to the battery to be charged in terms of voltage, current and capacity. This enables

optimal charging, thereby ensuring maximum battery life.

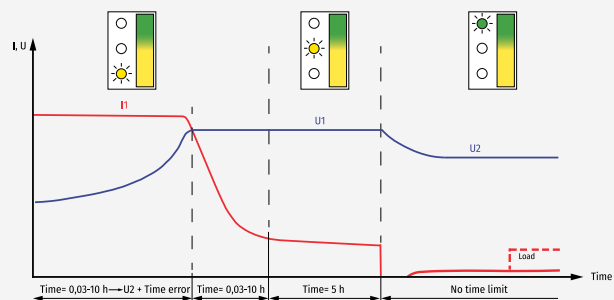


Diagram of an IUoU charging characteristic using our Champ Pro charger as an example



PWC

LEAB's Professional Workshop Chargers (PWC) are high quality battery chargers for use in workshops and service vehicles.

The PWC 12-24/70 allows all types of 12 volt and 24 volt lead-acid batteries to be charged fully automatically. Simply press a button to switch to the voltages. The peak charging current is 70 amps. The intelligent and microprocessor-supported IUoU charging characteristic ensures that the battery is charged gently and effectively. The PWC also has a power supply function and indicates the battery charge status via an LED.

- // Two IUoU charging characteristics available
- // Charging current: 70 A
- // LED display of the charging status
- // Reverse polarity protection & short circuit proof
- // DC charging line: 1.5 m, Twinflex 10 mm² with charging clamps 200 A
- // Also available with boost function

PWC	
Battery type	Lead acid (wet, gel, AGM)
Battery voltage	12 V / 24 V*
Recom. battery capacity	40 Ah ... 1,000 Ah
Charging characteristics	Choice of 4
Charging current	70 A
Input voltage	230 V
Operating display	LED
Power supply unit function	Yes
Connections	Battery terminals
Protection class	I
IP rating	IP20
Operating temperature	-20 °C ... + 50 °C
Dimensions (L x W x H)	294 mm x 135 mm x 94.5 mm
Weight	2.2 kg

* depending on model

Inverters

Inverters of the CLP series convert your 12 V or 24 V battery voltage into a constant 230 V voltage.

LIGHTWEIGHT, COMPACT, RELIABLE

CLP inverters are available for 12 V and 24 V on-board power supplies and in various power levels up to a continuous output of 2,300 W. With a robust design, they are suitable for installation in commercial and special vehicles as well as for stationary use outside a vehicle..

The standby mode ensures that self-consumption is reduced to a minimum. A remote display can be connected at any time. In system operation with Clayton lithium batteries, the data link (Singlewire) ensures direct communication and optimal operating parameters. Several different colour LEDs signal the operating status and the battery voltage present.

TALKING

Inrush current

The inrush current is the electrical current that flows directly after a consumer is switched on. This differs from the rated current and must be taken into account when designing the electrical system (e.g. for relays, fuses, inverters), as it can be many times the rated current depending on the type of consumer.



If you have any questions regarding the dimensioning of LEAB units, our experts in technical sales will be happy to help you.

+49 4621 97860-110 // anfrage@leab.eu

	CLP 1312	CLP 1512
Battery voltage	12 V	12 V
Continuous power	1,300 W	1,500 W
Output voltage	230 V, 50 Hz	230 V, 50 Hz
Operating display	LED	LED
Operating temperature	-20 °C ... +50 °C	-20 °C ... +50 °C
Degree of efficiency	> 90 %	> 90 %
IP rating	IP21	IP21
Dimensions (L × W × H)	336 mm × 198 mm × 116 mm	412 mm × 198 mm × 116 mm
Weight	7.5 kg	9.5 kg
Optional	Remote display	Remote display

- // Switching network technology
- // Robust
- // Constant supply



ACCESSORIES FOR OUR INVERTERS AND COMBINATION UNITS

Connection kits



Wiring kit for simple and quick connection in the vehicle.

G3 Remote display



Remote display showing battery voltage, battery current, inverter power and status information.

CLP 2012	CLP 2324
12 V	24 V
2,000 W	2,300 W
230 V, 50 Hz	230 V, 50 Hz
LED	LED
-20 °C ... +50 °C	-20 °C ... +50 °C
> 90 %	> 90 %
IP21	IP21
412 mm × 198 mm × 116 mm	412 mm × 198 mm × 116 mm
9.5 kg	9.5 kg
Remote display	Remote display

Combination units

One device – two functions: Combination units are inverters and chargers in one housing – saving you a lot of space in your vehicle. They are designed for 12 and 24 volt batteries and provide a 230 volt AC voltage on the output side. The charging current is adjustable – independent of the battery system. All common lead-acid batteries as well as Clayton Power lithium batteries can be charged.

Thanks to the integrated mains priority circuit, your battery is only charged when there is no shore power via an external feed. Likewise, your consumers continue to be supplied almost without delay, even in the vehicle hall.

The mains priority circuit allows for automatic changeover from inverter operation to voltage supply via an external feed. The combination units are naturally short-circuit proof, switch off in case of excessive temperature as well as overvoltage and allow easy control of all parameters via coloured LEDs. With a comparatively low weight, the installation of a combination unit reduces the wiring effort, saves space and cash. Furthermore, potential sources of error during installation are reduced.

	CLP 1012-50	CLP 1024-30	CLP 1312-80
Battery type	Lead acid (wet, gel/AGM), lithium	Lead acid (wet, gel/AGM), lithium	Lead acid (wet, gel/AGM), lithium
Battery voltage	12 V	24 V	12 V
Operating display	LED	LED	LED
Charging current	0 ... 50 A	0 ... 30 A	0 ... 80 A
Continuous power	1,000 W	1,000 W	1,300 W
Output voltage	230 V, 50 Hz	230 V, 50 Hz	230 V, 50 Hz
Temperature sensor	Optional	Optional	Optional
Remote display	Optional	Optional	Optional
Operating temperature	-20 °C ... +50 °C	-20 °C ... +50 °C	-20 °C ... +50 °C
Degree of efficiency	> 90 %	> 90 %	> 90 %
IP rating	IP21	IP21	IP21
Dimensions (L × W × H)	336 mm × 198 mm × 116 mm	336 mm × 198 mm × 116 mm	336 mm × 198 mm × 116 mm
Weight	7.5 kg	7.5 kg	7.5 kg
Optional	Temperature sensor Remote display	Temperature sensor Remote display	Temperature sensor Remote display

Clayton Power's combination units are based on the popular CLP inverters and therefore also have the option of direct communication (single wire) with Clayton lithium batteries. The G3 remote display can also be used with the combination units.

- // Compact, lightweight and powerful
- // Short circuit proof
- // For all common lead batteries and Clayton Power lithium batteries

ACCESSOIRES

→ see page 21



CLP 1512-80	CLP 1524-40	CLP 2012-100	CLP 2324-50
Lead acid (wet, gel/AGM), lithium	Lead acid (wet, gel/AGM), lithium	Lead acid (wet, gel/AGM), lithium	Lead acid (wet, gel/AGM), lithium
12 V	24 V	12 V	24 V
LED	LED	LED	LED
0 ... 80 A	0 ... 40 A	0 ... 100 A	0 ... 50 A
1,500 W	1,500 W	2,000 W	2,300 W
230 V, 50 Hz	230 V, 50 Hz	230 V, 50 Hz	230 V, 50 Hz
Optional	Optional	Optional	Optional
Optional	Optional	Optional	Optional
-20 °C ... +50 °C	-20 °C ... +50 °C	-20 °C ... +50 °C	-20 °C ... +50 °C
> 90 %	> 90 %	> 90 %	> 90 %
IP21	IP21	IP21	IP21
412 mm × 198 mm × 116 mm	412 mm × 198 mm × 116 mm	412 mm × 198 mm × 116 mm	412 mm × 198 mm × 116 mm
9.5 kg	9.5 kg	9.5 kg	9.5 kg
Temperature sensor Remote display	Temperature sensor Remote display	Temperature sensor Remote display	Temperature sensor Remote display

CHARGE BOOSTERS

CLP 600

The CLP 600 charge booster is an active DC-DC converter that charges the auxiliary battery from the vehicle power circuit, with a 5-stage charging characteristic and emergency start function.

The CLP 600 charge booster from Clayton Power is an active DC-DC converter that charges the auxiliary battery in vehicles with generator management while driving. It charges both lead-acid and lithium batteries alike. The same applies to the voltage of the battery and the vehicle power circuit: The CLP 600 charges 12 V batteries in 24 V electrical systems, 24 V batteries in 12 V electrical systems and 12 V batteries in 12 V electrical systems.

The charge booster can be used in all special and commercial vehicles that are equipped with an auxiliary battery. The auxiliary battery is only charged when the D+ signal is present, so that the starter battery is not discharged. The 5-stage charging characteristic for lead batteries ensures optimum and gentle charging, while the charging of lithium batteries is CAN-controlled. In addition, the CLP 600 has an integrated emergency start function (current from the auxiliary battery flows into the starter battery for max. 5 minutes).



CLP 600	
Input voltage	12 V/24 V (11.5 V ... 32 V)
Input current, max.	45 A
Output voltage	14.4 V/28.8 V (with characteristic curve)
Output current, max.	40 A
Operating display	LED
Degree of efficiency	> 96 %
Operating temperature	-25°C ... +80°C
IP rating	IP21
Dimensions (L × W × H)	222 mm × 111 mm × 40 mm
Weight	0.83 kg

- // Charges 12 V batteries in 24 V vehicles and vice versa
- // Automatically detects voltage levels
- // CAN bus for connection to lithium systems
- // Optimised for Euro 6 vehicles

COMPACT AND LIGHTWEIGHT 12 V LITHIUM BATTERY OF THE 4TH GENERATION

Lithium battery G4

Despite their ultra-compact dimensions, the G4 lithium batteries offer impressive performance for ambitious, energy-intensive operations.

The batteries are real lightweights with capacities of 100 Ah or 280 Ah. If even more power is required, up to 32 batteries can be connected in parallel.

During development, the focus was on durability and stability under a wide range of operating conditions.

- // Integrated battery management system
- // Compact power pack
- // Can be used as a capacity extension for the LPS II
- // Serial and parallel connection possible
- // CAN communication

	G4-100 Ah	G4-280 Ah
Capacity	100 Ah (1,280 Wh)	280 Ah (3,584 Wh)
Continuous discharge current	175 A	200 A
Discharge current (1 minute)	400 A	400 A
Continuous charge current	100 A	140 A
Nominal voltage	12 V	12 V
Dimensions (L x W x H)	343 x 197 x 187 mm	438 x 197 x 243 mm
Weight	12 kg	28 kg

ACCESSOIRES



G4 Mounting plate pro



THE LATEST GENERATION OF MOBILE POWER SUPPLY

Lithium Power Supply II

The Lithium Power Supply II (LPS II) is the optimal all-in-one solution based on the latest lithium technology. Developed by our partner Clayton Power, it takes mobile power supply to a new level.

With its modern design and many technical advancements, the LPS II sets new standards. Whether it is used in emergency ambulances, recreational, command vehicles or service vehicles: the LPS II reliably ensures your mobile power supply – thanks to its integrated inverter, battery management system, charge booster, personal protection device and more. DC charging can also be performed from the 24 V vehicle power circuit. In addition, the low self-consumption is impressive, which, coupled with the high capacities of the lithium batteries and the integrated solar charge controller (MPPT), ensures long operating times. The accessories include a remote control, a mounting rail and a connection kit. The LPS II is very easy to install and comes in three variants featuring different capacities and output power.




INTEGRATED SOLAR CHARGE CONTROLLER

Solar panels can be connected directly to the LPS II. A solar charge controller is already built in. The intelligent charge controller ensures effective charging to minimise the charging time. It also protects against overcharging, thereby ensuring a long battery life.

Highlights of the all-in-one solution

- // Major weight saving
(> 75 % compared to conventional systems)
- // Euro 6 optimised supercharging via vehicle engine
- // Very short installation time of less than two hours
- // Connections for 12 volt and 230 volt consumers
- // Extremely compact design
- // Integrated solar charge controller
- // Bluetooth connectivity



Information and configuration via the app.

	LPS II 1500 SE	LPS II 2000	LPS II 2500	LPS II 3000
Cell chemistry	LiFePO4	LiFePO4	LiFePO4	LiFePO4
Capacity	100 Ah (1,320 Wh)	100 Ah (1,320 Wh)	100 Ah (1,320 Wh)	160 Ah (2,112 Wh)
Available capacity	80 Ah (1,050 Wh)	80 Ah (1,050 Wh)	80 Ah (1,050 Wh)	136 Ah (1,900 Wh)
Output power (AC), permanent	1,300 W	1,500 W	2,000 W	2,300 W
Output power (AC), 10 min	1,500 W	2,000 W	2,500 W	3,000 W
Output power (AC), peak 10 s	2,600 W	3,000 W	4,000 W	5,000 W
Output discharge current (DC), permanent	180 A	180 A	180 A	180 A
Output discharge current (DC), peak (1 min)	270 A	270 A	270 A	350 A
Input power solar (max.)	N/A	400 W	400 W	400 W
Self consumption (DC+DC active)	< 1 W	< 1 W	< 1 W	< 1 W
IP rating	IP21	IP21	IP21	IP21
Bluetooth	Yes	Yes	Yes	Yes
Dimensions (L × W × H)	409 × 277 × 256 mm	409 × 277 × 256 mm	409 × 277 × 256 mm	409 × 277 × 256 mm
Weight	22.5 kg	22.5 kg	23.5 kg	27.5 kg

ACCESSOIRES



Remote control



Remote display



Mounting plate Pro



Connection set



CAN-LIN Gateway



Solar panel



unity

MOBILE POWER SUPPLY FOR:

- // Motorhomes and recreational vehicles
- // Service and workshop vehicles

- // Emergency vehicles for the fire brigade, police and rescue services

Capacity extension for the LPS II → see page 28

EVEN MORE ENERGY

Capacity extension of the LPS II

For ambitious applications that require a long-lasting power supply, we now offer the option of increasing the capacity of your LPS II unit.


By integrating additional lithium batteries, such as the G4-280 Ah or G4-100 Ah, the voltage remains stable while the capacity increases significantly. This ensures a prolonged and reliable power supply for a wide range of devices and electrical consumers.

A special charging booster of type CLP 600 regulates the charging of the additional batteries and ensures balanced capacity equalisation. The specially developed programming of the LPS II for this extension guarantees seamless integration and optimum performance.

Installation is simple and user-friendly thanks to a specially developed cable set. Our complete package makes it possible to operate several batteries in parallel or separately and supports hot-swap for uninterrupted operation.

- // **Any battery can be used (12/24 V + different capacity)**
- // **Controlled charging/discharging**
- // **Hot-swap possible**
- // **Connection of electrical consumers and generators to additional battery possible**
- // **Expandable, even at a later date**
- // **Multiple batteries possible (parallel or separate)**

COMPONENTS



LPS II
The heart of the system. Ensures seamless integration and optimum performance.




CHARGE BOOSTER CLP 600
Regulates the charging of the auxiliary batteries and ensures balanced capacity equalisation.



LITHIUM BATTERY G4
Increases the capacity by 280 or 100 Ah. Theoretically, any number of G4 batteries can be used together.


FURTHER COMPONENTS: Connection set for capacity expansion, LPS II mounting plate pro, LPS II connection set, LPS II remote control (in some cases optional)

POSSIBLE COMBINATIONS – SOME EXAMPLES




LPS II 3000

+




G4-100 Ah

= 260 Ah




LPS II 3000

+




G4-280 Ah

= 440 Ah




LPS II 3000

+



G4-280 Ah

+



G4-100 Ah

= 540 Ah



LPS II 3000

+



G4-280 Ah




+




other 12 V or 24 V battery

AS A SET

A complete system consisting of the following components can be ordered under article number 1051001280.

-  LPS II 3000
-  Charge booster CLP 600-C.E.
-  G4-280 Ah

-  Connection set for capacity expansion
-  LPS II connection set
-  LPS II Mounting plate pro
-  LPS II remote control
-  G4 Mounting plate pro

THE FLEXIBLE, COMPACT AND RELIABLE COMPLETE SYSTEM AVAILABLE IN THREE CAPACITIES

Energy Unit with XBU

Self-sufficient energy supply – durable and powerful. The Energy Unit guarantees an uninterrupted power supply.

The Energy Unit is a complete system consisting of a lithium battery and a charger and can be expanded by various components, depending on the application. The heart of the system is our own design, the XBU battery, which, thanks to its high capacity, also supplies large consumers with energy on a permanent basis.

The applications of the system are numerous, from refrigerated transport to test vehicles to applications for service technicians and mechanics – a whole host of things are possible. Depending on the application, the system can be flexibly designed and expanded.

For example, the Energy Unit can optionally be supplemented with an inverter for a 230 V output voltage, and with a DC-DC converter for a 12 V output voltage. In addition to charging via the 230 V household connection and the supplied charger, charging can also be carried out in vehicles with combustion engines during travel thanks to an optional booster.

- // High capacity
- // Supplies large consumers
- // Easy to install



LOW WEIGHT

Depending on the system, available from a weight of just 41 kg



NO LOSS OF RANGE FOR ELECTRIC VEHICLES

Traction battery protected by a separate battery system



LIGHTWEIGHT, CORROSION-RESISTANT, HIGHLY STABLE

The aluminium housing protects the battery modules.



FLAT DESIGN

Energy Unit battery can be installed in various places in the vehicle



	XBU 210	XBU 420	XBU 630
Cell chemistry	NCA	NCA	NCA
Amount of energy	5 kWh	10 kWh	15 kWh
Removable energy quantity	4.2 kWh	8.4 kWh	12.6 kWh
Capacity	210 Ah	420 Ah	630 Ah
Discharge current	200 A	200 A	300 A
Cycle stability (80 % DOD)	≥ 3,000	≥ 3,000	≥ 3,000
Charge temperature	± 0 °C... + 55 °C	± 0 °C... + 55 °C	± 0 °C... + 55 °C
Discharge temperature	- 35 °C... + 65 °C	- 35 °C... + 65 °C	- 35 °C... + 65 °C
Relays	PMU-24	PMU-24	PMU-24
BMS	eBRiX lite	eBRiX lite	eBRiX lite
IP rating	IP30	IP30	IP30
Connection	SurLok power connection	SurLok power connection	SurLok power connection
Dimensions (L × W × H)	840 × 110 × 419 mm	805 × 215 × 428 mm	805 × 311 × 429 mm
Weight	41 kg	75 kg	100 kg

Modular complete system

The Energy Unit with XBU consists of various individual components with the battery at its heart. Thanks to our wide-ranging and precisely coordinated product portfolio, we can easily meet the requirements of different vehicle models and ensure the specifically required energy supply for various refrigerated vehicles.

ENERGY UNIT CUSTOMISED

Our customised solution:

In some projects, the requirements are so specific that a completely customised energy supply is necessary. Our application engineering team will develop your customised solution.

+49 4621 97860-110 // anfrage@leab.eu

Outdoor power supply	MelfBox®
Connection cable	Two-pin earthed pin 5 m, 230 V
On-board power distributor	PCM4
Charger	RBC 24105, IP54, 3 kW
Remote display	enGage II, model 3100R
Connection kit	Plug-in wiring kit
Option 1: Inverter	Output voltage 230 V
Option 2: Inverter	Output voltage 400 V
Option 3: DC-DC converter	Output voltage 12 V

CONNECTIVITY

unity

Monitor, control and configure your mobile power supply. The intuitive interface of the unity.app makes operation a breeze.

With unity.base, you can easily monitor, operate and configure your power supply in the vehicle body (e.g. Energy Unit with XBU or LPS II) via the unity.app. You receive real-time data from your products and other connected devices and sensors directly on your smartphone or tablet via a local network or Wi-Fi.

unity.app

Monitor, control, configure

It couldn't be easier: With our unity.app, you can monitor, control and configure your power supply in the vehicle body. The intuitive interface makes operation a breeze.



The integrated CAN/LIN gateway enables integration into your vehicle display and the display of vehicle data. So you always have an overview.

- // Connectivity: Wifi and LAN
- // Many connection options
- // Integrated data logger for customer service



unity.base

Heart and soul of the system

To connect your power supply to your smartphone, you need our unity.base.

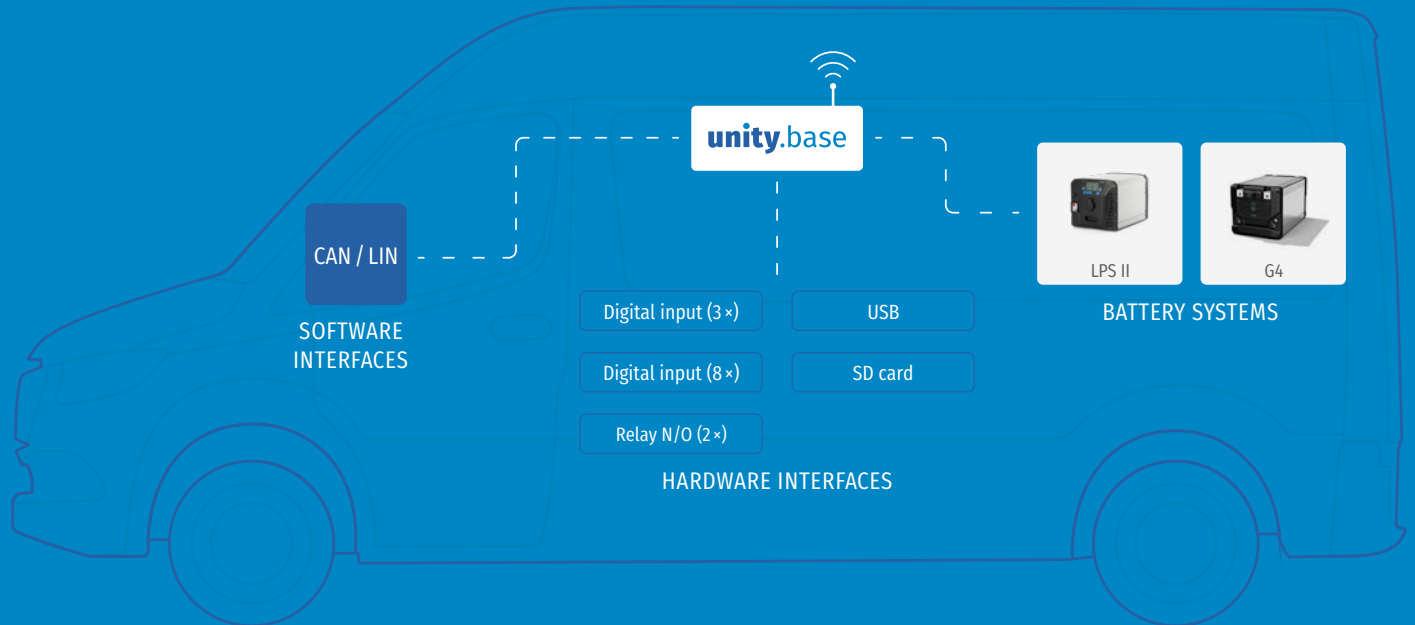
CONNECTIVITY

- // WLAN
- // LAN
- // CAN/LIN
- // USB
- // SD card
- // Digital input (3 ×)
- // Analogue input (8 ×)
- // Relay N/O (2 ×)

DOCUMENTATION

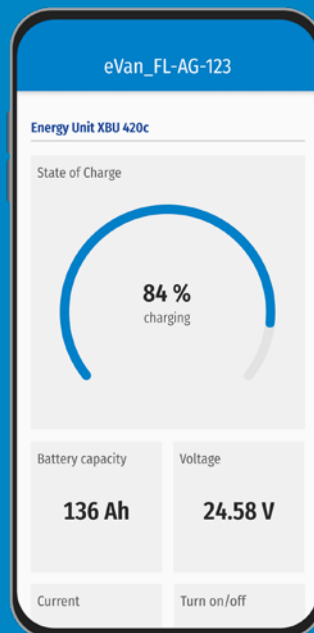
Simplify the obligation to provide evidence with a log function: With the log function of the unity.base, important data is saved and can be analysed at a later date – ideal for industries that are characterised by verification obligations. The comprehensive documentation makes it easier for you to optimise inspection processes and comply with legal requirements on a day-to-day basis.

INTEGRATION OF THE SYSTEM INTO THE VEHICLE

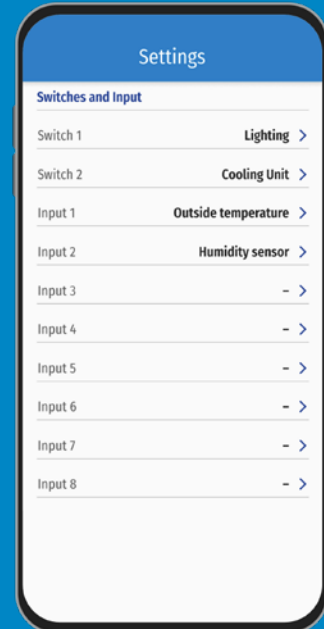


ALWAYS UP-TO-DATE

- // For iOS and Android
- // Intuitive operation
- // Regular updates



Configuration: Many parameters can be set via unity.app.



USER INTERFACES

Via unity.web, all data can also be viewed via the browser and the CAN/LIN gateway enables data transfer to the central display in the vehicle.



DC-DC converter

With our PP series of DC-DC converters, your 12 V vehicle power circuit can easily be converted to a 24 V vehicle power circuit and vice versa.

The PP series converters feature compact dimensions and low weight combined with a high IP rating. This makes them a reliable solution, especially under difficult operating conditions.

In addition to the 12 V or 24 V on-board power supply voltage, other voltage ranges (e.g. 48 V) can also be considered if required, depending on the application. Please contact our technical sales department to find the right solution for your requirements.

PP series with IP67 rating

The PP converters of the IP67 series are completely encapsulated. As a result, the units are waterproof and protected against shocks and vibrations. This makes them particularly robust and ideally suited for use under difficult operating conditions.



	PP 12-24/25	PP 12-24/16	PP 48-12/29
IP rating	IP67	IP67	IP67
Output voltage	29 V (24 V ... 30 V)	28.8 V (24 V ... 30 V)	13.5 V
Output current, max.	25 A	16 A	29 A
Input voltage	12 V (9 V ... 18 V)	12 V (9 V... 18 V)	48 V (36 V ... 65 V)
Galvanically separated	Yes	Yes	Yes
Power	700 W	400 W	400 W
Housing	Aluminium	Aluminium	Aluminium
Dimensions (L×W×H)	150 mm × 93 mm × 31 mm	150 mm × 93 mm × 31 mm	150 mm × 93 mm × 31 mm
Weight	820 g	820 g	820 g

PP series with IP21 rating



The PP series of DC-DC converters with IP21 rating are characterised by their high efficiency of over 96 %.

The internal electronics are protected against reverse polarity and short circuit, preventing damage to the device arising from incorrect operation. In addition, the DC-DC converters of this series are highly compact and lightweight.

- // High efficiency
- // Reverse polarity protection
- // Short circuit proof

EXAMPLES OF AVAILABLE CONVERTERS

	PP 24/12	PP 12/24-24	PP 48/12
IP rating	IP21	IP21	IP21
Output voltage	13.7 V	24.5 V	12.5 V
Input current, max.	16 A	8 A	16 A
Input voltage	18 V ... 36 V	9 V ... 36 V	33 V ... 65 V
Galvanically separated	Yes	Yes	Yes
External switch	Yes	Yes	Yes
Degree of efficiency	> 96 %	> 96 %	> 96 %
Power	70 W ... 400 W	200 W	200 W
Housing	Plastic	Plastic	Plastic
Dimensions (L×W×H)	115 mm × 88 mm × 18 mm	115 mm × 88 mm × 9 mm	155 mm × 88 mm × 9 mm
Weight	200 g	215 g	215 g

PRODUCT CONSULTATION



If you have any questions about our products, our experts in technical sales will be happy to help.

+49 4621 97860-110 // anfrage@leab.eu

Relays

Whether it's low voltage protection, charging current distributor or other switching technology – with the right relay, your 12 V or 24 V battery system has the ideal supplement.

Our low voltage protection prevents deep discharge of your battery via a two-stage safety system. Audible and visual alarms warn you of imminent deep discharge. If more current is drawn, our low voltage protection disconnects connected loads from the battery and thereby protects against deep discharge.

Two batteries can also be charged effortlessly via the alternator or the charger – this is ensured by our charging current distributor, which can distribute the charging current both uni- and bidirectionally. The batteries are therefore charged virtually loss-free.

TALKING

Protecting the vehicle battery

Unlike most lithium batteries, lead batteries do not have built-in protection against deep discharge. This can cause the battery to fail prematurely as a result of improper use, which can result in high costs.

A battery monitor provides a useful remedy here. The battery voltage is permanently monitored by the device. When the set undervoltage limit is reached, the consumers are disconnected, further discharge is thereby prevented and the user is warned visually or acoustically. This ensures that any harmful operating conditions are reliably prevented.

EDR 12/75

Input voltage	9 V ... 16 V
Typical switch-off voltage	12.8 V
Typical switch-on voltage	13.5 V
Capacity	75 A
Overload	250 A
Relay function	Schließer
Current consumption (rest)	1 mA
Current consumption (on)	0.28 A
Dimensions (L × W × H)	75 mm × 32 mm × 50 mm
Weight	0.15 kg



ELECTRONIC CUT-OFF RELAY

EDR 12/75

The EDR 12/75 is an electronic cut-off relay (normally open contact) for simultaneous charging of two batteries via the alternator or the charger.

It has automatic charge detection and switching between the two batteries.

- // Automatic charge detection and switching
- // Voltage detection on the input side
- // Easy to install

CHARGING CURRENT DISTRIBUTORS

CDR 12/24 V

The CDR 12/24 V can be installed between the starter and auxiliary battery as an electronic charging current distributor.

The device can be used both bi-directionally and unidirectionally. The batteries are charged virtually loss-free and the plastic housing protects against short circuits. Thanks to the switch-off function, the CDR can also be used as main switch to switch a consumer or an on-board supply system on or off.

- // Short circuit proof
- // Bi-/unidirectional
- // Can be used as a main switch

CDR 12/24 V	
Current limit	200 A/100 A
Input voltage	Universal 12 V or 24 V
Switch-on voltage	13.5 V/27.5 V
Switch-off voltage	12.8 V/25.6 V
Operating temperature	-40 °C ... +60 °C
IP rating	IP67
Dimensions (L × W × H)	134 mm × 95 mm × 31 mm
Weight	700 g



TALKING

Charging current distributor or charge booster?

A charge booster is always required if the vehicle has generator management (Euro 6), the cable routes between the starter and auxiliary battery are particularly long or lithium batteries need to be charged with increased end-of-charge voltage. Charge boosters provide a stable charging voltage optimised for the battery type to ensure the best possible charge.

A charging current distributor, for example our CDR, can be used for vehicles without a regulated generator (e.g. trucks, buses, cars and vans with Euro 5 or older). The advantages are higher performance compared to the charge booster (current limited to 200/100 A) and bidirectional charging, so only one charger is needed for the starter and auxiliary battery. The charge detection is automatic.

BATTERY MONITORS

BW 801e

The BW 801e battery monitor can be used in both 12 V and 24 V vehicle power circuits.

The alarm thresholds are set by DIP switch, which allows the BW 801e to be used with all battery types. A high current carrying capacity of 70 A and the solid M6 bolts allow even strong consumers to be switched off without an intermediate relay. Thanks to an integrated hysteresis, short-term voltage dips or peaks, which can occur when switching powerful loads, do not result in false tripping. The BW 801e also has an alarm output and a connection option for an additional switch. This makes it possible to use it as a remote-controlled battery master switch..

BW 801E

Battery nominal voltage	12 V/24 V
Continuous load	50 A
Overload (10 s)	70 A
Switch-off voltage (adjustable)	12 V: 9 V ... 12 V 24 V: 18 V ... 24 V
Operating temperature	-30 °C ... +70 °C
Operating display	LED
Dimensions (L x W x H)	100 mm x 90 mm x 25 mm
Weight	0.11 kg

ACCESSOIRES



3-colour LED with socket, 5 m

- // Undervoltage and overvoltage protection
- // Low self power consumption
- // Audible and visual alarm



On-board power distributors

On-board power distributors act as a safe sub-distribution for single-phase AC voltage networks in vehicles. They are used when several loads are connected to one inverter at the same time. Our on-board power distributors are equipped with personal protection switches as standard and are quickly installed. In addition, they are available with a variety of socket combinations and mains priority switching.

SPECIAL FEATURES AND OPTIONS

Some of our on-board power distributors also have integrated operating hour meters. On request, they are optionally available with an additional relay for switching/shutting off e.g. chargers, radio or hand lamps. With additional insulation monitoring, they are also capable of displaying unearthed networks.

DETAILS ARE IN THE NAME

Our on-board power distributors differ in many areas. The decisive factor for choosing the right product is how well the form and functions fit your desired application. In addition to the desired function, the size of the housing, input and output connection, relay and type of fuse must also be taken into account.

With our on-board power distributors, you will find the most important information already in the name, saving yourself the trouble of having to study long descriptions.

- // Personal protection switch
- // Insulation monitoring optionally available
- // Many different models available



OUR OFFER

We supply on-board power distributors and socket combinations for a variety of applications. Please contact us to configure the right product for you.




+49 4621 97860-110
anfrage@leab.eu

Generators

For many years, we have specialized in the field of generators, offering support in the vehicle-specific design of systems, adapted to your application scenarios.

Our on-board generators provide a particularly reliable and powerful 230 V or 400 V power supply in the vehicle.



Underfloor generator

Compact, particularly quiet, smooth-running and powerful underfloor generator with a continuous output of 15 kVA/400 V or 7 kVA/230 V, dustproof and splashproof to IP54. Different versions are available for different types of vehicles.

The underfloor generators are driven by a power take-off, feature a high overload capacity and are maintenance-free. Specifically developed and tested mounting kits are available for many vehicles. We supply underfloor generators as a complete set on request – including socket combinations and, if required, control cabinets in accordance with DIN 14686.

- // Output voltage: 400 V/230 V
- // Rated power: 3-phase 15 kVA/1-phase 7 kVA
- // Rated current 22 A/30 A
- // IP rating: IP54



Dynawatt generator

High-performance generator driven by the combustion engine via belt drive.

Dynawatt generators provide 230 V in the vehicle, with an output of 4,000 VA to 5,000 VA. The drive is provided by the vehicle engine, when stationary by belts with automatic tensioning device.

The generator requires the Dynawatt control unit (see below).

- // Lightweight and quiet
- // Fewer emissions
- // Independent of the on-board power supply



Dynawatt control unit

Control unit that transforms the generator voltage into 230 V/50 Hz sinusoidal AC voltage.

The control unit with electronic regulation ensures clean sine wave voltage.

- // Output voltage: 230 V
- // Frequency: 50 Hz
- // Starting current: 70 A
- // IP rating: IP21
- // Protective functions: System switches off automatically in the event of overload, overtemperature and short circuit.

PRODUCT CONSULTATION



Dynawatt, underfloor generator or 14 V/28 V auxiliary generators: We have suitable generators for a wide range of applications and almost all vehicles. We also carry the corresponding mounting kits as well as other accessories. For your individual offer, please contact our product consultation service at any time.

+49 4621 97860-110 // anfrage@leab.eu

SUPPLY UNIT

Plugs and sockets

With our in-house developments – MelfBox and PowAirBox – you can feed electricity into your vehicle from outside particularly safely to obtain a 230 V power supply. Thanks to the high IP55 protection rating, both plugs and sockets are protected not only against humidity but also against dirt particles.

230 V SUPPLY UNIT

MelfBox

With our MelfBox, safety is always at the forefront when it comes to feeding 230 V into a vehicle.

The standard-compliant cabling to VDE 0100-717 and the IP55 rating ensure maximum safe operation. The screwless installation ensures efficient retrofitting and upgrading of a vehicle fleet.

With an IP55 rating, the MelfBox is protected against humidity and dirt particles and is able to withstand even robust applications without damage. Delayed electrical engagement and electronic disconnection of the load before the coupling is pulled out prevent contact burn-off and significantly minimise wear.

- // Integrated start-locking
- // Dynamic operating display
- // IP55 rating
- // Compliant with ECE R26



POWER AND COMPRESSED AIR SUPPLY

PowAirBox II

The PowAirBox II is a system for supplying power and compressed air to emergency vehicles with automatic ejection. We have enhanced the reliable first generation and optimised important aspects.

THOUGHT OUT IN EVERY DETAIL

A low installation depth makes installation easy and flexible. Intelligent and multi-stage power control enables wear-free plugging and unplugging, even under high loads and with manual release.

The state-of-the-art operating display shows the battery voltage and the status of the mains. The glassfibre reinforced polyamide housing with IP55 rating is extremely robust. The integrated low-voltage monitor protects against deep discharge of the vehicle battery. And in addition, start prevention and advanced sensor monitoring and control ensure maximum safety.



FULLY COMPATIBLE

We have made sure that the PowAirBox II remains fully compatible with your vehicle. Both the fit of the coupling and the mounting dimensions have been adopted unchanged from the first generation. A corresponding adapter makes the conversion uncomplicated.

	Type A	Type B
Compressed air	Yes	No
Installation depth	75 mm	
IP rating	IP55	
Protection class	II	
Low voltage alarm	LED + acoustic	
Voltage (vehicle battery)	12 V / 24 V	
Material	Polyamide, glass fibre reinforced (PA6 GF30)	
Dimensions (L x W x H)	192 x 109 x 100.5 mm	
Weight	1.2 kg	

ADVANTAGES AT A GLANCE

- // Low installation depth (75 mm)
- // Sensor monitoring with start prevention
- // Wear-free automatic and manual ejection
- // Integrated low-voltage monitor
- // Robust IP55 housing
- // Intelligent power electronics
- // E-approval mark (ECE R10)
- // CAN communication

SERVICES

Our experts are at work for you – with services small and large.

We offer a variety of useful services around our product portfolio. Because our expertise extends far beyond the mere components. We strive to be a partner for our customers, enabling a wide variety of paths to success. From small alignments to big processes, we help you with our services so that you can focus on what really matters: your core business.

PRODUCTION

We produce the way you need it.

Exact cable lengths, your own labels, special configurations or pre-assembled modules – we not only produce in series, but also fully customised for you.

Starting with customising series products, our production service also includes labelling, plug-and-play solutions and – if no other solution fits – creating customised designs.

PLUG AND PLAY

We make even the complicated things simple: Together with you, our team develops plug-and-play solutions that are optimised for your production processes. These can include pre-assembled modules that can also be installed and connected by semi-skilled workers.

ENGINEERING

Many components, one certainty: that's for sure.

Do you require engineering services for your project or to make your decision?

Modern vehicles with a variety of electronics from different suppliers are complex systems. There are many factors and interactions altogether, and therefore a lot to consider. We can therefore apply a wide range of available engineering services to give you complete certainty that the power supply to your system will work reliably.



TRAINING

Experience, learn, benefit: We give you a head start in knowledge.

Our company combines decades of knowledge and experience in the field of mobile power supply, and we are happy to share this valuable resource with you. That's why our services include a wide range of training courses. Whether we are working with vehicle builders, users or sales partners, we always adapt the content to the relevant areas of focus. We offer the following topics, among others:

- // Charging technology
- // Batteries
- // Installation
- // Standards
- // Maintenance
- // Product portfolio

LOGISTICS

Efficient logistics is a crucial success factor for many companies. That's why we also offer our customers contemporary solutions in this field, for your advantage.

- // Order picking
- // Framework agreements
- // Special packaging
- // Scheduled delivery

TECHNICAL CONSULTATION

Reaching the best decisions together.

From the product to the system: For large projects in the field of mobile power supply, a number of factors need to be taken into account. Many connections also go beyond our product portfolio, but not beyond our knowledge. That's why our experts are also happy to assist you as technical consultants. We give you neutral and individual recommendations based on tangible experience. This allows us to jointly create sustainable and safe system solutions that you can rely on.



KEY ESSENTIAL INFORMATION ON POWER SUPPLY

At a glance

DIN EN 60529

IP ratings

EXAMPLE:

Rating **IP65**

FIRST DIGIT

Contact protection/foreign body protection

SECOND DIGIT

Water protection

- 0** No contact protection, no protection against foreign bodies
- 1** Protection against large-surface contact with the hand; protection against foreign bodies with a 50 mm diameter
- 2** Protection against contact with fingers; protection against foreign bodies with a 12 mm diameter
- 3** Protection against contact with tools, conductive objects with a 2.5 mm diameter
- 4** Protection against contact with tools, conductive objects with a 1.0 mm diameter
- 5** Complete protection against accidental contact; protection against dust deposits on the inside in harmful quantities
- 6** Complete protection against contact; protection against ingress of dust (dust-tight)

- 0** No protection against water penetration
- 1** Protection against vertically falling dripping water
- 2** Protection against dripping water falling at an angle (up to 15° from the vertical)
- 3** Protection against water spray (up to 60° from the vertical)
- 4** Protection against splashing water from any angle
- 5** Protection against water jet (from all directions)
- 6** Protection against water penetration in case of temporary flooding
- 7** Protection against water penetration during brief immersion
- 8** Protection against water penetration during immersion without time limit
- 9** Protection against water penetration during high-pressure cleaning

UNITS EXPLAINED

Unit and formula symbol	Description	Formula
Volt (U)	Electrical unit for voltage	Volt = Watt/Ampere $U = P/I$
Ampere (I)	Unit for electric current	Ampere = Watt/Volt $I = P/U$
Watt (P)	Electrical unit for power	Watt = Volt × Ampere $P = U \times I$
Ohm (R)	Unit of electrical resistance	Volt = Ohm × Ampere $U = R \times I$

OVERVIEW

Protection classes

PROTECTION CLASS I

(with protective earth)

All metal parts of electrical equipment that can carry voltage during operation and maintenance in the event of a fault must be conductively connected to the earth conductor.

PROTECTION CLASS II

(with protective insulation)

Protection against accidental contact is ensured by protective insulation. No conductive components of the electrical appliance may be led out.

PROTECTION CLASS III

(protective extra-low voltage up to 50 V)

Protection class III describes electrical equipment where protection is provided by extra-low voltage (voltage equal to or less than 50 VAC or 120 VDC).

BATTERY SIZE AND USABLE CAPACITY

Battery design



ESTIMATING THE REQUIRED BATTERY SIZE

$I \times t / \text{discharge factor} = \text{required battery size}$

Lead batteries → $I \times t / 0,5 = \text{required battery size}$

Example: $5 \text{ A} \times 16 \text{ h} / 0,5 = 160 \text{ Ah}$

Lithium batteries → $I \times t / 0,8 = \text{required battery size}$

Example: $5 \text{ A} \times 16 \text{ h} / 0,8 = 100 \text{ Ah}$

I [A] = Discharge current t [h] = Discharge duration

ESTIMATING THE USABLE CAPACITY

$C_n \times \text{discharge factor} = \text{usable capacity}$

Bleibatterien → $C_n \times 0,5 = \text{usable capacity}$

Example: $100 \text{ A} \times 0,5 = 50 \text{ Ah}$

Lithiumbatterien → $C_n \times 0,8 = \text{usable capacity}$

Example: $100 \text{ A} \times 0,8 = 80 \text{ Ah}$

The abbreviation C_n stands for rated capacity.

MORE INFORMATION

- // **Choosing the right charger** → Page 17
- // **Charging characteristics** → Page 18
- // **Service in modern vehicles** → Page 18

- // **Inrush current** → Page 20
- // **Protecting the vehicle battery** → Page 36
- // **Charging current distributor or booster?** → Page 37

We make energy mobile.

Micropower GmbH

Thorshammer 6 // 24866 Busdorf // +49 4621 97860-0 // www.leab.eu

